



District Report Card: 2017


State: Bihar	District: Siwan
Class: 8	Subject: Language
Schools: 51	Students: 1306


Participation/Coverage


Students

<div>GENDER</div> <div></div>	Boys		Girls	
	Number	%	Number	%
	651	49.85	655	50.15

<div>AREA</div> <div></div>	Rural		Urban	
	Number	%	Number	%
	1269	97.17	37	2.83

<div>CATEGORY</div> <div></div>	SC		ST		OBC		GEN	
	Number	%	Number	%	Number	%	Number	%
	172	13.17	73	5.59	901	68.99	160	12.25

<div>CWSN</div> <div></div>	LD	VI	HI	S&LD	ID	Oth
	3	2	2	4	1	1

<div>Management</div> <div></div>	Government		Government-aided	
	Number	%	Number	%
	1306	100.00	0	0.00

Average Performance of Students in Language (%)

Overall	Gender		Area		Management		Social Group			
	Male	Female	Rural	Urban	Govt.	Aided	SC	ST	OBC	GEN
52.57	53.81	51.33	52.45	56.76	52.57	0.00	52.02	48.49	52.34	56.29

Performance on Learning Outcomes (LOs)

Learning Outcomes	Description	Average Performance(%)
L813	Read textual/non-textual materials with comprehension and identifies the details, characters, main idea and sequence of ideas and events while reading	52.57

Range of Performance of Students who Answered Correctly							
Below 30%		30% - 50%		50% - 75%		Above 75%	
Number	%	Number	%	Number	%	Number	%
213	16.31	354	27.11	583	44.64	156	11.94

Lowest Performing Learning Outcomes (LOs)

1 - Read textual/non-textual materials with comprehension and identifies the details, characters, main idea and sequence of ideas and events while reading (52.57)